

Molteni & C

606— RODOLFO DORDONI 2010

1—
3



A range of drawer units distinguished by a clean and elegant design, characterized by the handle-free front and etched coloured glass or marble top. 606 is available either with a floor standing base (always in anthracite finish) or supported by a shiny chrome or black chrome metal frame. Thanks to its wide range of finishes, 606 is a versatile product easily fitting to any furnishing ambience.

DATASHEET

REGISTERED
DESIGN

IX.2015

molteni.it

Dimensions in millimeters and inches. The right to discontinue and make changes is reserved. This information is based on the latest product information available at the time of printing.

FINISHES

DRAWER UNIT FINISHES

matt lacquer colours in the Molteni colour range - open grain lacquer colours in the Molteni colour range - eucalyptus - grey oak - black oak - light elm - dark elm.

The drawer units in matt lacquer and open grain lacquer can be fitted, on request, with a spacer in between structure and front in a different colour than the drawer unit itself.

GLASS TOP FINISH

coloured etched glass in the Molteni colour range

MARBLE TOP FINISHES

white Carrara - emperador dark - black marquina

METAL FRAME FINISH

shiny chrome - black chrome

TECHNICAL INFORMATION

INTERNAL STRUCTURE

Particleboard panel, coated with melamine resin.

EXTERNAL AND FRONT FINISH (MATT LACQUERED AND OPEN GRAIN VERSION)

Particleboard panel, coated with melamine resin and painted in shades from the "Molteni Range".

EXTERNAL AND FRONT FINISH (WOOD VERSION)

Particleboard panel veneered with sliced Oak (Quercus), Elm (Ulmus rubra) or Eucalyptus (Eucalyptus globulus).

FRAME

In chrome plated steel.

GLASS TOP

Glass (th. 8 mm), tempered, etched and coloured with the colours in the "Molteni Range".

MARBLE TOP

Marble in Range finishes with anti-stain, water-repellent treatments.

SPACER

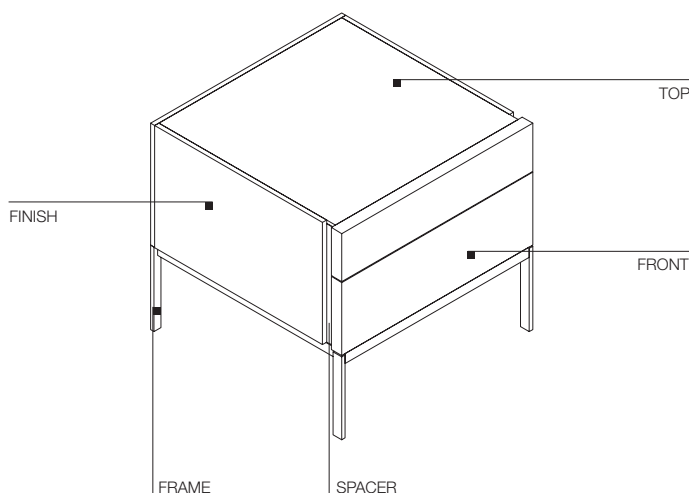
MDF panel with wood veneer in Oak, Elm, Eucalyptus or with melamine paper facing painted in the "Molteni Range" colours.

SIDES AND INTERNAL DRAWER BOTTOM

Particleboard panel, coated with melamine resin.

ADJUSTABLE FEET

Non-skid plastic material.



DIMENSIONS

Notes

- Standard version comes with partially extractable runners.
- Fully extractable runners on request.

bedside unit with 2 drawers

W 550 D 550 H 334

W 21 5/8" D 21 5/8" H 13 1/8"



glass top
SCZ2

marble top
SCZ2

drawer unit with 4 drawers

W 1200 D 550 H 764

W 47 1/4" D 21 5/8" H 29 7/8"



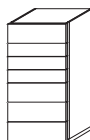
glass top
SCZ4

marble top
SCZ4

drawer unit with 7 drawers

W 550 D 550 H 1130

W 21 5/8" D 21 5/8" H 44 1/2"



glass top
SCZ5

marble top
SCZ5

bedside unit with 2 drawers

W 550 D 550 H 514

W 21 5/8" D 21 5/8" H 20 1/4"



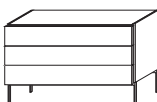
glass top
SCC2

marble top
SCC2

drawer unit with 3 drawers

W 1200 D 550 H 760

W 47 1/4" D 21 5/8" H 29 7/8"



glass top
SCC3

marble top
SCC3

FINISHES MOLTENI&C RANGE

IX.2015

	MATT LACQUER OPEN GRAIN LACQUER	GLOSSY LACQUER	COLOURED GLASS	ETCHED COLOURED GLASS	PLASTER LACQUERED CARTAPAGLIA LACQUERED only Gliss Master
CHALK WHITE	•	•	•	•	•
IVORY	•				•
PEARL	•	•	•	•	•
SILICA	•	•	•	•	•
SAND	•	•	•	•	•
PLATINUM	•	•	•	•	•
DUNE	•	•	•	•	•
CLAY	•	•	•	•	•
DOLOMITE GREY	•	•	•	•	•
BORDEAUX	•	•	•	•	•
RUBY	•	•	•	•	•
CARAMEL	•	•	•	•	•
MOKA	•	•	•	•	•
MUSTARD	•	•	•	•	•
CADMIUM	•	•	•	•	•
LIGHT BLUE GREY	•	•	•	•	•
LEAD	•	•	•	•	•
ANTHRACITE	•	•	•	•	•
BLACK	•	•	•	•	•
LESSLESS RED	•				
only matt lacquer					


Molteni & C

FINISHES MOLTENI&C RANGE

IX.2015

WOODS

EUCALYPTUS




AMERICAN WALNUT



GREY OAK



BLACK OAK



DARK ELM



LIGHT ELM




CEDAR



MARBLES


WHITE CARRARA




RED LAGUNA



EMPERADOR DARK




BLACK MARQUINA



GRES

WHITE



ANTHRACITE




METAL PARTS


BLACK CHROME



SHINY ALUMINIUM



PEWTER COLOUR




DWELL
DOOR FRAME, TRACK COVERING PROFILES

ANODISED ALUMINIUM



BROWN ALUMINIUM



The finishes shown are indicative and refer to the entire production range. We recommend that you consult the "Colour Range" samples which shown the complete range of finishes, including those not shown here. Molteni&C reserves the right to modify the range without warning.

Molteni & C

FINISHES MOLTENI&C RANGE

IX.2015

MILLERIGHE
GLISS QUICK FRONT

CHALK WHITE

PEARL

CARTAPAGLIA
GLISS MASTER FRONT
GLISS QUICK, GLISS WALK-IN FRONT

WHITE

ANTHRACITE

SILICA

only Gliss Master

MILLERIGHE
GLISS QUICK, GLISS-UP STRUCTURE

PEARL

NATURAL

DARK

ECO SKIN only Gliss Master

IVORY

HEMP

MINK

DARK BROWN

GREY

PLASTER only Gliss Master

SILICA

MELAMINE STRUCTURE only Gliss Master

WHITE SHANTUNG

GREY SHANTUNG

LARIX DARK

Larix dark finish available also for Gliss Walk-In
where specifically indicated in the pricelist